



ToLEDo T8 Tubes

Leading in performance and design



Sylvania introduces a new range of high performance **ToLEDo T8 LED** tubes with best-in-class performance and reminiscent look of fluorescent tubes.

ToLEDo T8 Superia V4 and **ToLEDo T8 V4** share the same glass tube construction design as traditional fluorescent T8 tubes and benefit from omni-directional 320° uniform light distribution.

The **ToLEDo T8 Superia V4** range offer best-in-class lumen package and reaches up to 4050lm and A++ rating with 156lm/W, helping to dramatically reduce energy consumption and achieve quick payback on investment.

Additionally, it has an impressive 200,000 switching cycles combined with 50,000 hours lifespan.

ToLEDo T8 V4 reaches up to 2700lm and A+ rating with up to 121 lm/W, perfect for customers looking for high-quality and energy efficient LED solution to replace conventional fluorescent T8 lamps. New improved switching cycles and 40,000 hours lifespan keeps maintenance cost low and gives complete peace of mind to customers.

The **ToLEDo T8 LED** range is suitable for general illumination in offices, supermarkets, department stores, train stations, petrol stations, parking lots and maintenance free applications.

ToLEDo T8 Superia V4 and **ToLEDo T8 V4** are compatible with electromagnetic gears and also suitable for direct mains operation.

ToLEDo T8 Tubes

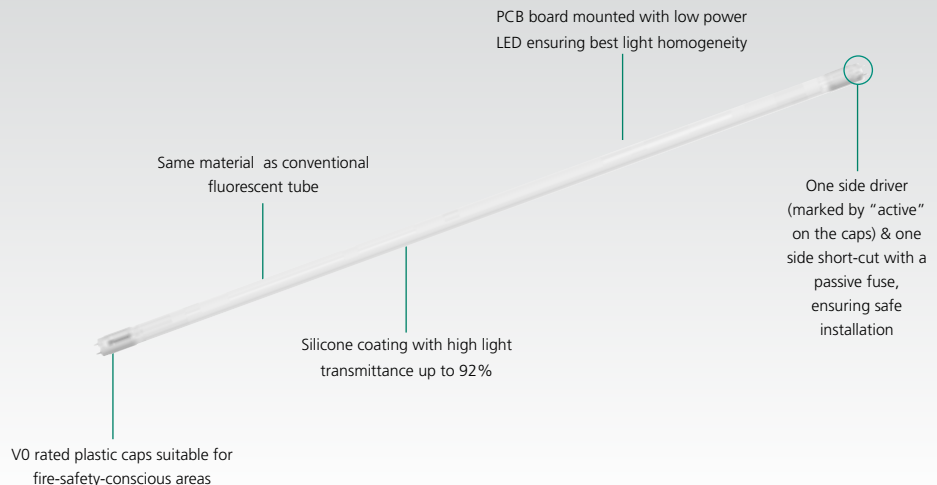
Leading in performance and design

Construction of ToLEDo T8 tubes

The ToLEDo T8 range is designed with the same construction as traditional fluorescent lamp, enabling to achieve wide light distribution and beam angle, therefore making it more suitable as a replacement lamp for conventional luminaires.

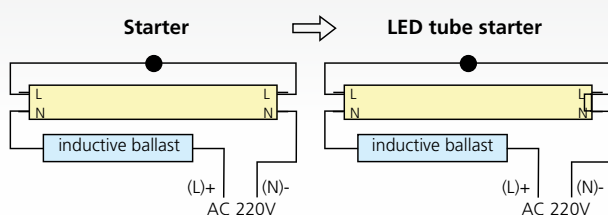
Advantages:

- Superb uniformity and light transmittance
- Benefit from wide light distribution angle - 320°
- Wide beam angle - 220°
- No bending
- No ageing and discolouration over time
- No dark spots
- Light weight
- Reminiscent look of fluorescent tubes.
- No contactable metal parts, therefore no potential risk of electric shock.



Installation instructions

1. Remove existing starter and replace with the starter provided with the lamp.
2. Not suitable for use on emergency or tandem ballast applications
3. Safety note: In case a parallel capacitor for power factor compensation is used inside the luminaire, it will reduce the power factor in combination with LED tubes and thus can impact the energy consumption. According to local requirements/regulations, consider that power factor/capacitor could need to be adjusted.
4. WARNING : If the outer jacket is broken conductive parts may still be active. Lamps must not be touched before making sure the mains current is not live. Switch off the power supply before replacing lamp!
5. Suitable for outdoor applications in weather proof luminaires provided lamps are run according to data sheet values and installation instruction.



ToLEDo T8 range



ToLEDo Superia T8 V4

Designed for applications that requires higher lumen package and minimum maintenance.

- Up to 4050lm
- 156lm/W
- 5 year warranty
- 50,000 hours
- 320°
- Energy rating A++



ToLEDo T8 V4

Energy efficient and high-quality performance.

- Up to 5200lm
- 121lm/W
- 3 year warranty
- 40,000 hours
- 320°
- Energy rating A+ / A++
- Now includes 900mm, 1800mm and 2400mm lengths

ToLEDo SUPERIA T8 V4

Best-in-class LED T8 solution for professional applications

FEATURES

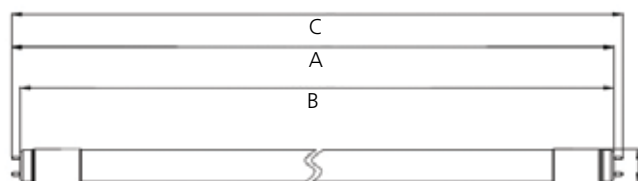
- Best-in-class T8 retrofit range
- High lumen package - upto 4050lm
- High lumen efficacy - 156lm/W
- A++ Energy rating
- Wide range of colour temperature options: 3000K / 4000K / 6500K
- High power factor 0.95
- Better uniformity and light transmittance - no dark spots
- 200,000 switching cycles
- No UV
- 50,000 hours average rated life (L70 F50) 5 times longer than conventional linear fluorescent lamps
- Instant light
- Compatible with electromagnetic gear, also suitable for direct mains operation (AC 220-240V)
- Low power consumption
- Not suitable for operation with electronic control gear



Code	Description	Rated Voltage (V)	Colour temperature (K)	Watt (W)	Equivalent	Base	Lumen	lm/W	Life (h)	Dimmable	Power factor	Energy class
600mm = 1500lm												
0027100	ToLEDo SUPERIA T8 V4 2FT 1380LM 10W 830	220-240V	3000	10	18W T8	G13	1380	138	50,000	No	0.95	A++
0027101	ToLEDo SUPERIA T8 V4 2FT 1500LM 10W 840	220-240V	4000	10	18W T8	G13	1500	150	50,000	No	0.95	A++
0027102	ToLEDo SUPERIA T8 V4 2FT 1500LM 10W 865	220-240V	6500	10	18W T8	G13	1500	150	50,000	No	0.95	A++
1200mm = 3000lm												
0027103	ToLEDo SUPERIA T8 V4 4FT 2760LM 20W 830	220-240V	3000	20	36W T8	G13	2760	138	50,000	No	0.95	A++
0027104	ToLEDo SUPERIA T8 V4 4FT 3000LM 20W 840	220-240V	4000	20	36W T8	G13	3000	150	50,000	No	0.95	A++
0027105	ToLEDo SUPERIA T8 V4 4FT 3000LM 20W 865	220-240V	6500	20	36W T8	G13	3000	150	50,000	No	0.95	A++
1200mm = 2500lm												
0027715*	ToLEDo SUPERIA T8 V4 4FT 2300LM 16W 830	220-240V	3000	16	36W T8	G13	2300	144	50,000	No	0.95	A++
0027716*	ToLEDo SUPERIA T8 V4 4FT 2500LM 16W 840	220-240V	4000	16	36W T8	G13	2500	156	50,000	No	0.95	A++
0027717*	ToLEDo SUPERIA T8 V4 4FT 2500LM 16W 865	220-240V	6500	16	36W T8	G13	2500	156	50,000	No	0.95	A++
1500mm = 4050lm												
0027106	ToLEDo SUPERIA T8 V3 5FT 3730LM 27W 830	220-240V	3000	27	58W T8	G13	3730	138	50,000	No	0.95	A++
0027107	ToLEDo SUPERIA T8 V3 5FT 4050LM 27W 840	220-240V	4000	27	58W T8	G13	4050	150	50,000	No	0.95	A++
0027108	ToLEDo SUPERIA T8 V3 5FT 4050LM 27W 865	220-240V	6500	27	58W T8	G13	4050	150	50,000	No	0.95	A++
1500mm = 3700lm												
0027718*	ToLEDo SUPERIA T8 V4 5FT 3400LM 24W 830	220-240V	3000	24	58W T8	G13	3400	142	50,000	No	0.95	A++
0027719*	ToLEDo SUPERIA T8 V4 5FT 3700LM 24W 840	220-240V	4000	24	58W T8	G13	3700	154	50,000	No	0.95	A++
0027720*	ToLEDo SUPERIA T8 V4 5FT 3700LM 24W 865	220-240V	6500	24	58W T8	G13	3700	154	50,000	No	0.95	A++

* Made to order, please contact your sales representative

Dimensions (mm)



Max length	A	B	C
600mm	596.9	589.8	604
1200mm	1206.3	1199.2	1213.4
1500mm	1506.9	1499.8	1514.0

ToLEDo T8 V4

Energy efficient and high-quality performance

FEATURES:

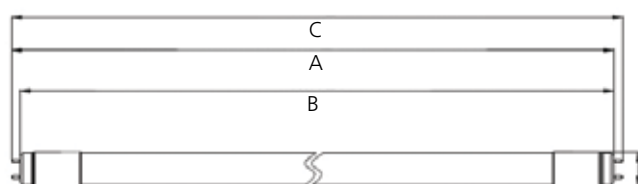
- Retrofit for T8/T12 lamps, easy plug and play solution for magnetic ballast systems and direct mains operation (AC 220-240V)
- Lumen output upto 5200lm
- High Lumen efficacy - 121lm/W
- Available in three colour temperatures - 3000K/4000K/6500K
- A+ / A++ Energy Rating
- High power factor 0.90/0.95
- Better uniformity & light transmittance - no dark spots
- No UV
- 40,000 hours average rated life (L70 F50) 4 times longer than conventional lamps
- Instant light
- Low power consumption
- Not suitable for operation with electronic control gear



Code	Description	Rated Voltage (V)	Colour temperature (K)	Watt (W)	Equivalent	Base	Lumen	lm/W	Life (h)	Dimmable	Power factor	Energy class
600mm = 1000lm												
0027396	ToLEDo T8 V4 2FT 10W 1000LM 830	220-240V	3000	10	18W T8	G13	1000	100	40,000	No	0.90	A+
0027370	ToLEDo T8 V4 2FT 10W 1000LM 840	220-240V	4000	10	18W T8	G13	1000	100	40,000	No	0.90	A+
0027371	ToLEDo T8 V4 2FT 10W 1000LM 865	220-240V	6500	10	18W T8	G13	1000	100	40,000	No	0.90	A+
900mm = 1450lm												
0027780	ToLEDo T8 V3 3FT 12W 1400LM 830	220-240V	3000	12	30W T8	G13	1400	117	40,000	No	0.90	A+
0027781	ToLEDo T8 V3 3FT 12W 1450LM 840	220-240V	4000	12	30W T8	G13	1450	121	40,000	No	0.90	A++
0027782	ToLEDo T8 V3 3FT 12W 1450LM 865	220-240V	6500	12	30W T8	G13	1450	121	40,000	No	0.90	A++
1200mm = 2000lm												
0027397	ToLEDo T8 V4 4FT 20W 2000LM 830	220-240V	3000	20	36W T8	G13	2000	100	40,000	No	0.90	A+
0027374	ToLEDo T8 V4 4FT 20W 2000LM 840	220-240V	4000	20	36W T8	G13	2000	100	40,000	No	0.90	A+
0027375	ToLEDo T8 V4 4FT 20W 2000LM 865	220-240V	6500	20	36W T8	G13	2000	100	40,000	No	0.90	A+
1500mm = 2700lm												
0027398	ToLEDo T8 V4 5FT 27W 2700LM 830	220-240V	3000	27	58W T8	G13	2700	100	40,000	No	0.90	A+
0027376	ToLEDo T8 V4 5FT 27W 2700LM 840	220-240V	4000	27	58W T8	G13	2700	100	40,000	No	0.90	A+
0027377	ToLEDo T8 V4 5FT 27W 2700LM 865	220-240V	6500	27	58W T8	G13	2700	100	40,000	No	0.90	A+
1800mm = 3600lm												
0027783*	ToLEDo T8 V3 6FT 30W 3240LM 830	220-240V	3000	30	70W T8	G13	3240	108	40,000	No	0.95	A+
0027784	ToLEDo T8 V3 6FT 30W 3600LM 840	220-240V	4000	30	70W T8	G13	3600	120	40,000	No	0.95	A++
0027785	ToLEDo T8 V3 6FT 30W 3600LM 865	220-240V	6500	30	70W T8	G13	3600	120	40,000	No	0.95	A++
2400mm = 5200lm												
0027786*	ToLEDo T8 V3 8FT 43W 4900LM 830	220-240V	3000	43	100W T12	G13	4900	114	40,000	No	0.90	A+
0027787*	ToLEDo T8 V3 8FT 43W 5200LM 840	220-240V	4000	43	100W T12	G13	5200	121	40,000	No	0.90	A++
0027788*	ToLEDo T8 V3 8FT 43W 5200LM 865	220-240V	6500	43	100W T12	G13	5200	121	40,000	No	0.90	A++

* Made to order, please contact your sales representative

Dimensions (mm)



Max length	A	B	C
600mm	596.9	589.8	604
900mm	900.5	894.6	907.4
1200mm	1206.3	1199.2	1213.4
1500mm	1506.9	1499.8	1514.0
1800mm	1769.7	1762.6	1776.8
2400mm	2375.8	2367	2383

www.feilosylvania.com

T: F:
Email:

Although every effort has been made to ensure accuracy in the compilation of the technical detail within this publication, specifications and performance data are constantly changing. Current details should therefore be checked with Feilo Sylvania Europe Ltd.

by **FEILO SYLVANIA**